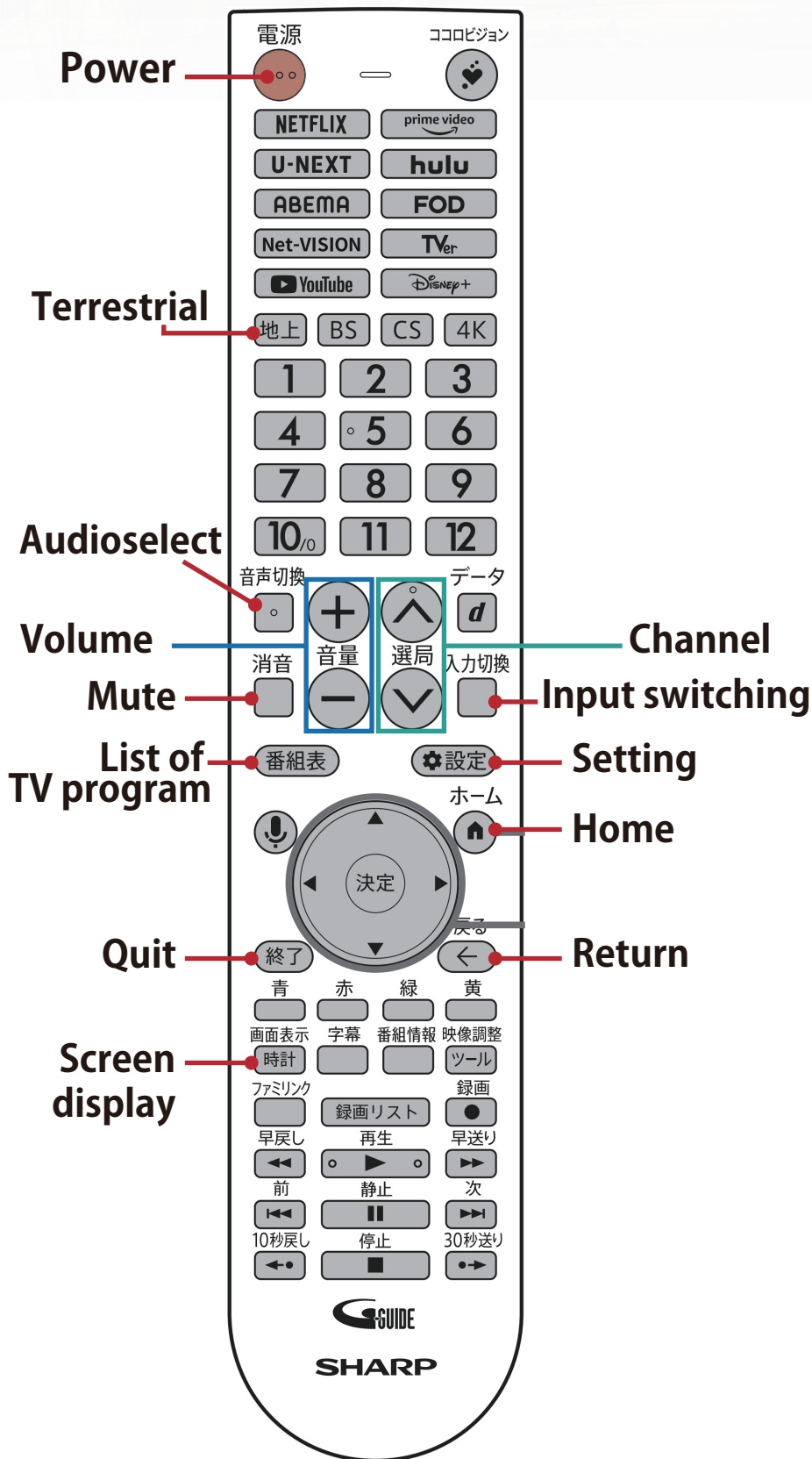


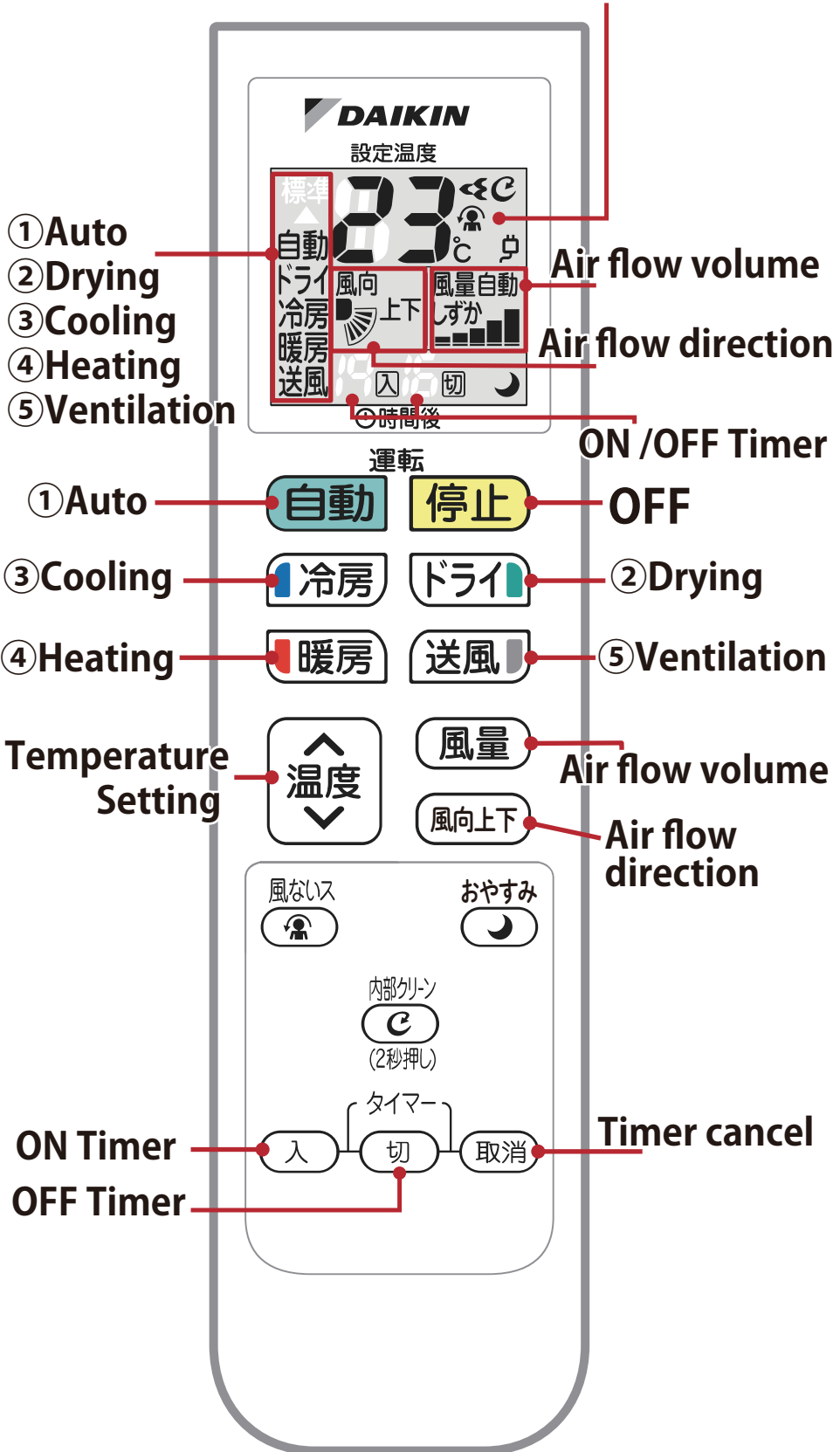
USAGE OF ELECTRICAL APPLIANCES

TV

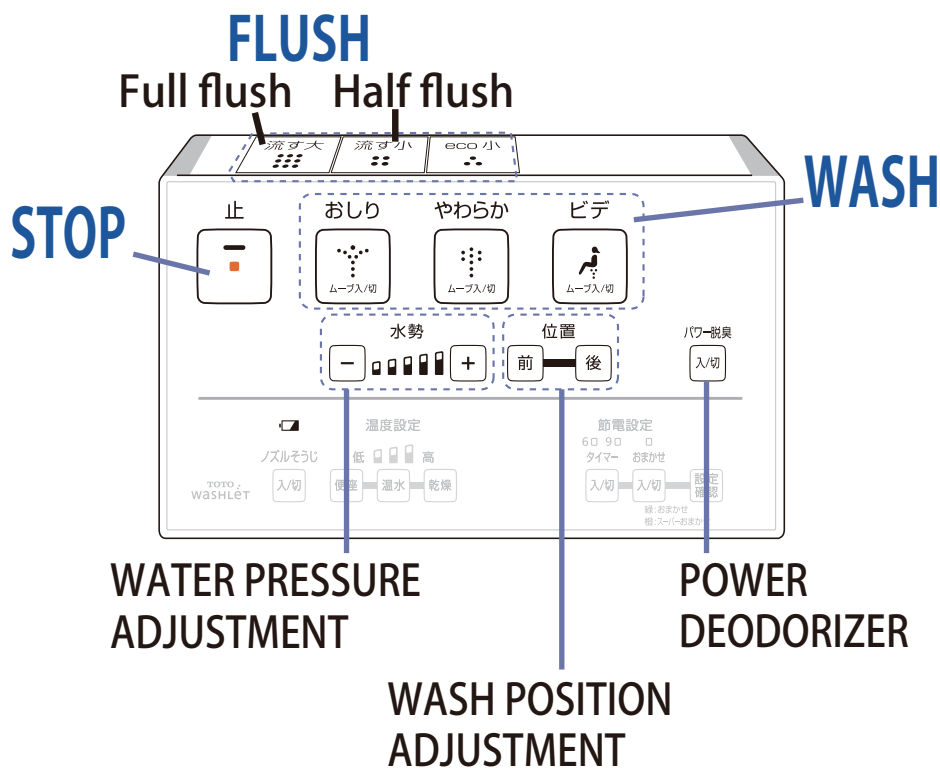


AIR CONDITIONER

Temperature (Celsius)
*23°C ≒ 73°F



RESTROOM



おしり



Washing the rear.

やわらか



Mild washing the rear.

ビデ



bidet

OSCILLATING

- If you press the button again during use, the wand moves back and forth so that you can wash your rear thoroughly.

Please do not flush too much toilet paper.

It can cause the toilet to clog or break.

If necessary, please flush more than once during use.
Do not flush anything other than the toilet paper provided.

一度に大量の紙を流すと詰まりや故障の原因となります。
数回に分けてお流してください。

MICROWAVE / OVEN / TOASTER

Sea room doesn't have a kitchen.
A shared microwave oven is set in the common area on the 3rd floor.

How to use the MICROWAVE :

- 1 Choose the amount of time by pressing the time buttons.
(Ex. 2 minutes = Press the 1 min. button 2 times)
- 2 Press the WARM START button to start heating.
Press CANCEL to stop early.

You can choose the matching button to heat these items.
Heating time is automatic.

- 1: Toast
- 2: Drink
- 4: Bento Box
- 5: Steamed vegetables
- 6: For frozen items

⚠ Please do not use the black square plate when microwaving.
温めの際には、黒い角皿は使用しないでください。



レンジ グリル オープン

自動 予熱 弱強 角皿 上下段 裏返し WG

10 88 分 秒 °C

1 トースト 裏返し

2 飲み物

3 冷凍食品

4 お弁当

5 ゆで野菜

6 解凍

レンジ 出力切替

グリル

オーブン

キッチンタイマー

∧ 仕上がり温度 ∨

とりけし

あたため スタート

Warm Start

Cancel

10 min.

1min.

10sec.

You can toast!

Change power level (watts)

TOASTER-GRILL

OVEN

How to use the GRILL or OVEN:

- 1 Choose the TOASTER-GRILL or OVEN button.
- 2 Set the time.
(Ex. 30 minutes = Press the 10 min. button 3 times)
- 3 PRESS WARM START button to start heating.
Press CANCEL to stop early.