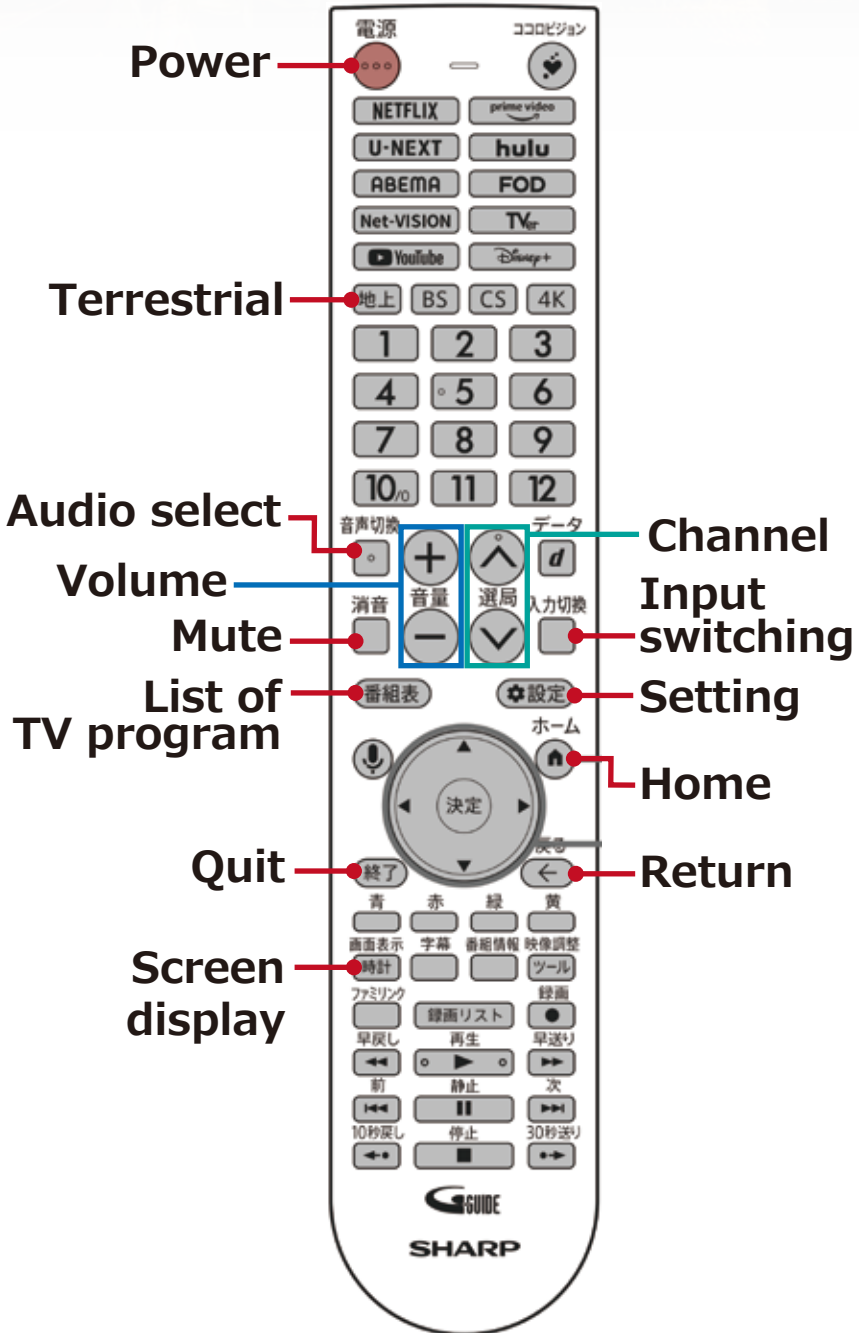
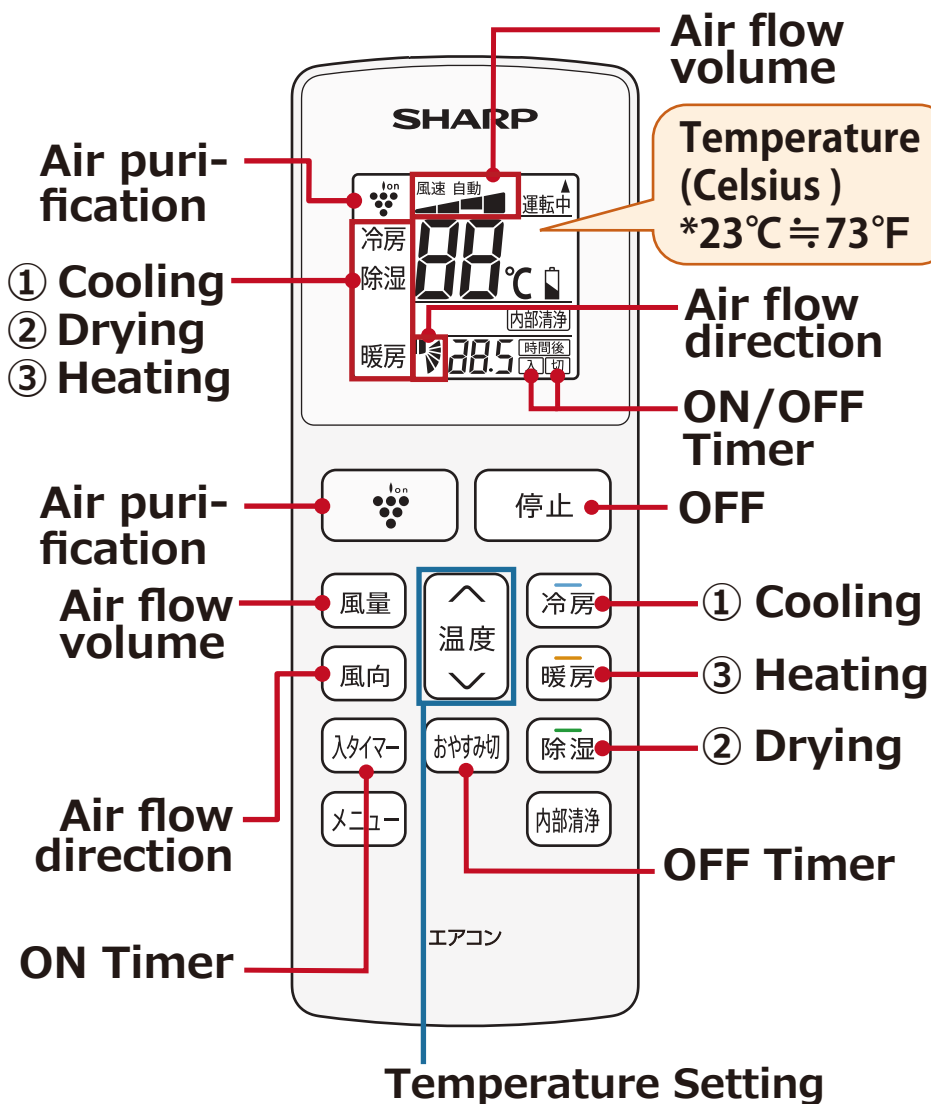


USAGE OF ELECTRICAL APPLIANCES

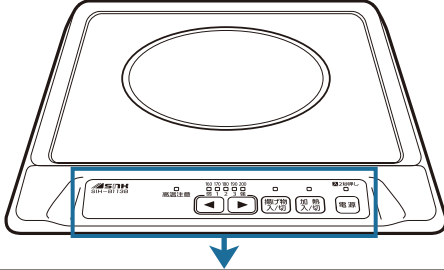
TV



AIR CONDITIONER



INDUCTION HEATING



SIH-B113B

高温注意

160 170 180 190 200
弱 1 2 3 強

揚げ物入/切

加熱入/切

電源

2秒押し

Low High

Heating ON / OFF

POWER ON (press 2 sec.) / OFF

When the light is on, please be careful as the cooker is very hot.

HOW TO USE

- 1 Please put the cookware on the heating area before turning on the Induction Cooker.
 - 2 Once you turn on the cooker, turn on the heating to adjust the heat temperature to: High or Low
- ⚠ Please make sure to turn on the fan in the kitchen when cooking. Cooking without the fan may cause the fire alarm to go off.

INTERCOM



Unlock the entrance door

Talk

Finish

MICROWAVE / OVEN / TOASTER

How to use the MICROWAVE:

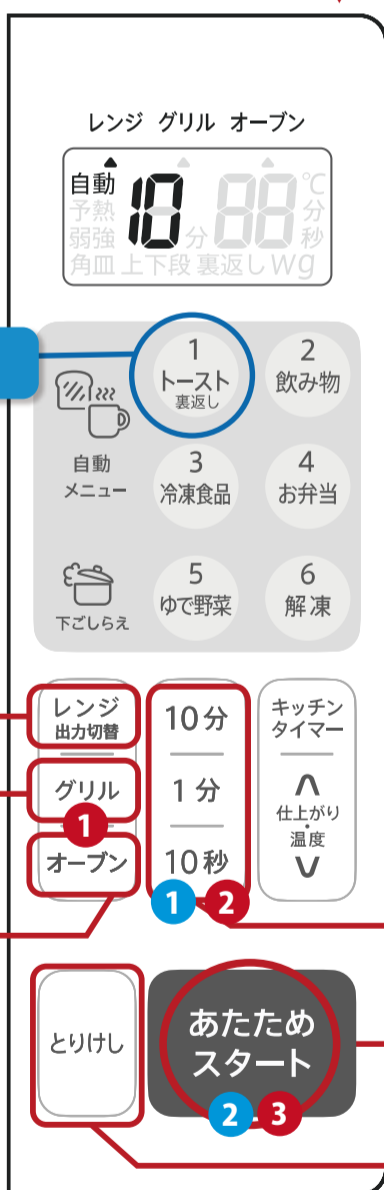
- 1 Choose the amount of time by pressing the time buttons. (Ex. 2 minutes = Press the 1 min. button 2 times)
- 2 Press the WARM START button to start heating. Press CANCEL to stop early.

You can choose the matching button to heat these items.

Heating time is automatic.

- 1: Toast / 2: Drink / 3: Frozen food /
4: Bento Box / 5: Steamed vegetables /
6: For frozen items

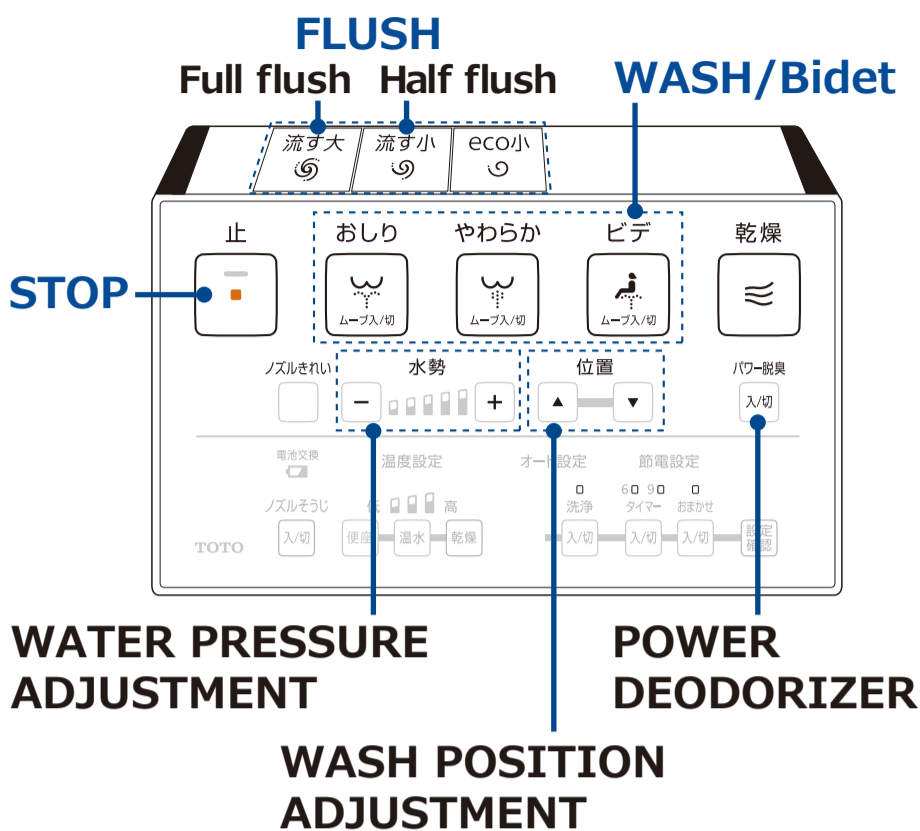
! Please do not use the black square plate when microwaving.
温めの際には、黒い角皿は使用しないでください。



How to use the GRILL or OVEN:

- 1 Choose the TOASTER-GRILL or OVEN button.
- 2 Set the time. (Ex. 30 minutes = Press the 10 min. button 3 times)
- 3 PRESS WARM START button to start heating. Press CANCEL to stop early.

RESTROOM



おしり



Washing the rear.

やわらか



Mild washing the rear.

ビデ



Bidet

OSCILLATING

- If you press the button again during use, the wand moves back and forth so that you can wash your rear thoroughly.

⚠ Please do not flush too much toilet paper. It can cause the toilet to clog or break.

If necessary, please flush more than once during use. Do not flush anything other than the toilet paper provided.

⚠ 一度に大量の紙を流すと詰まりや故障の原因となります。数回に分けてお流しください。

BATHROOM DRYER

