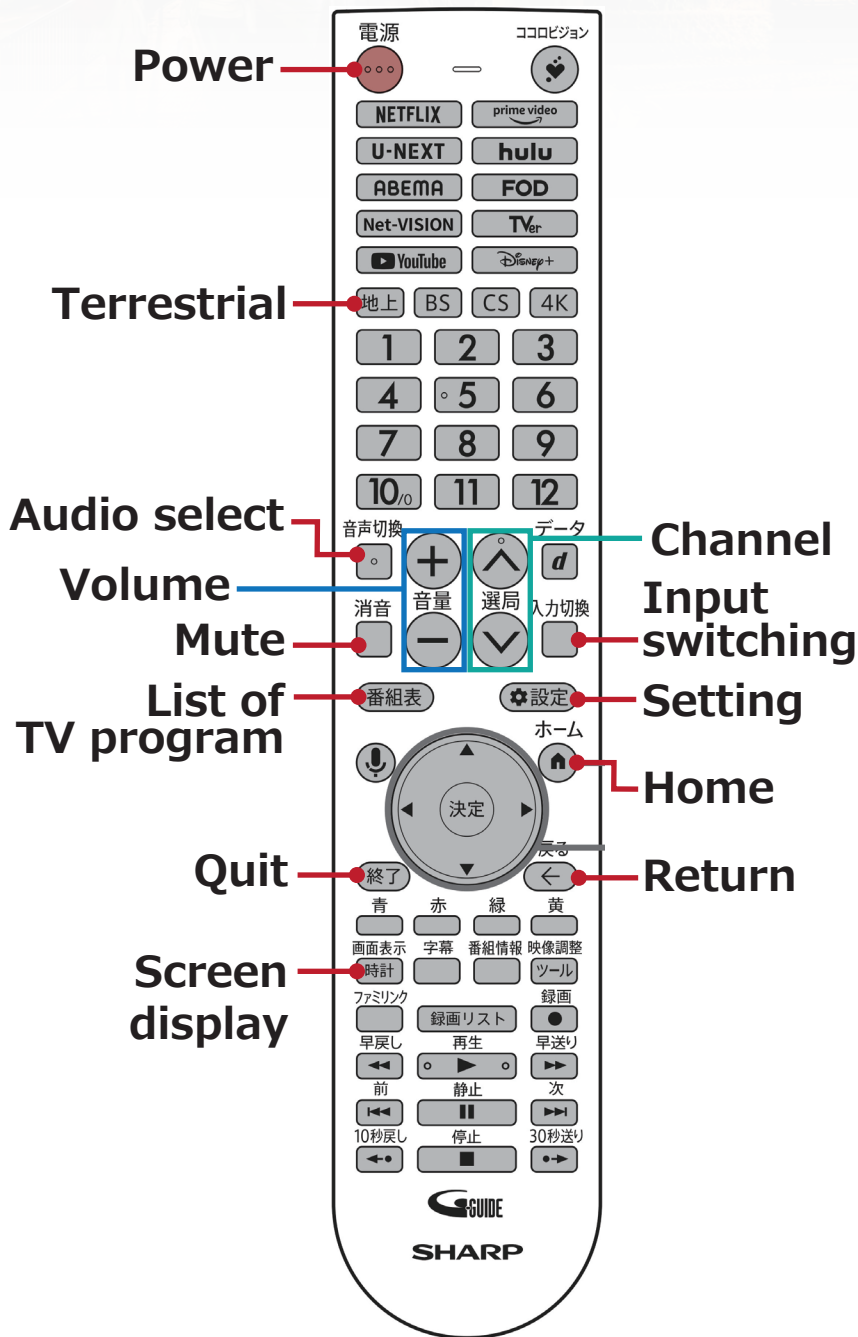
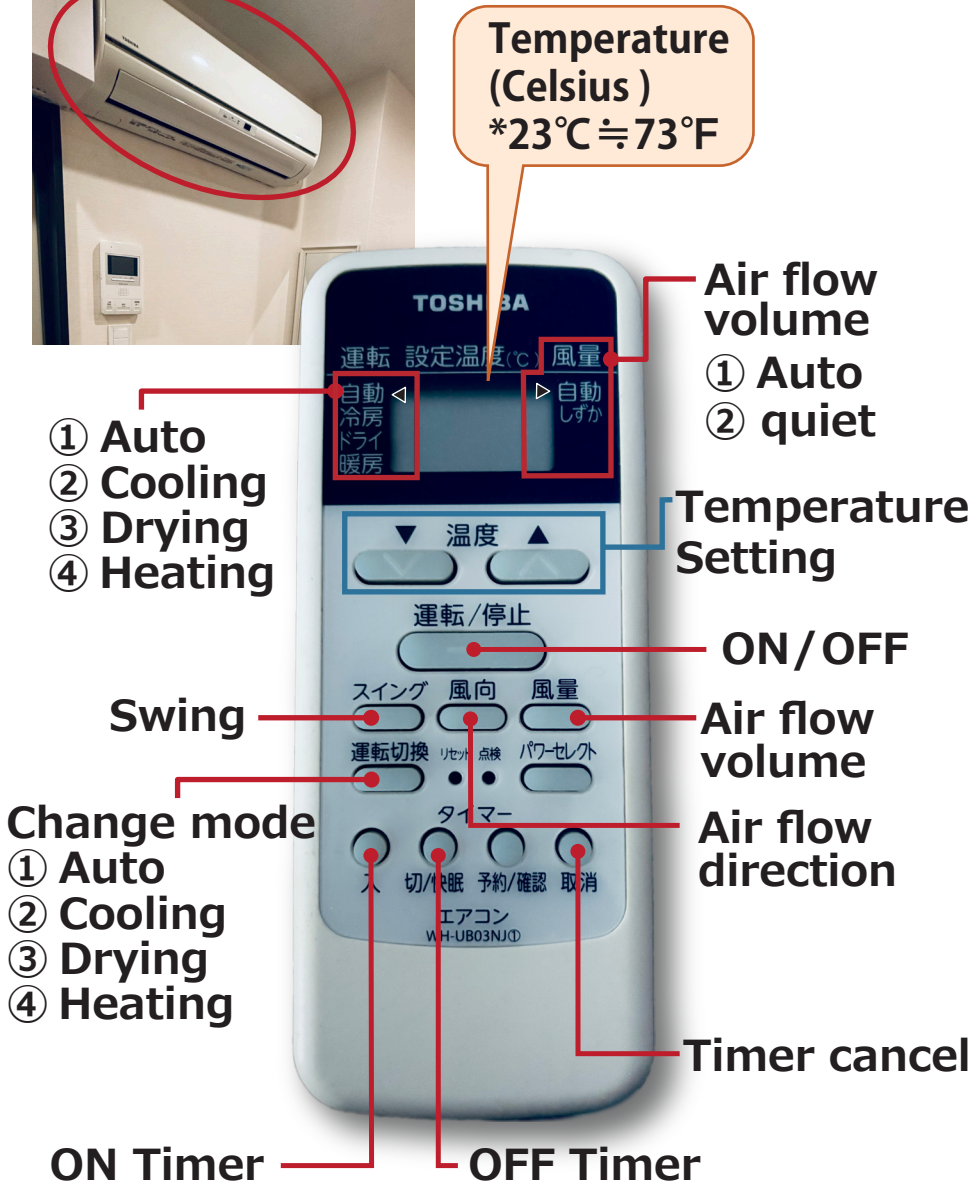
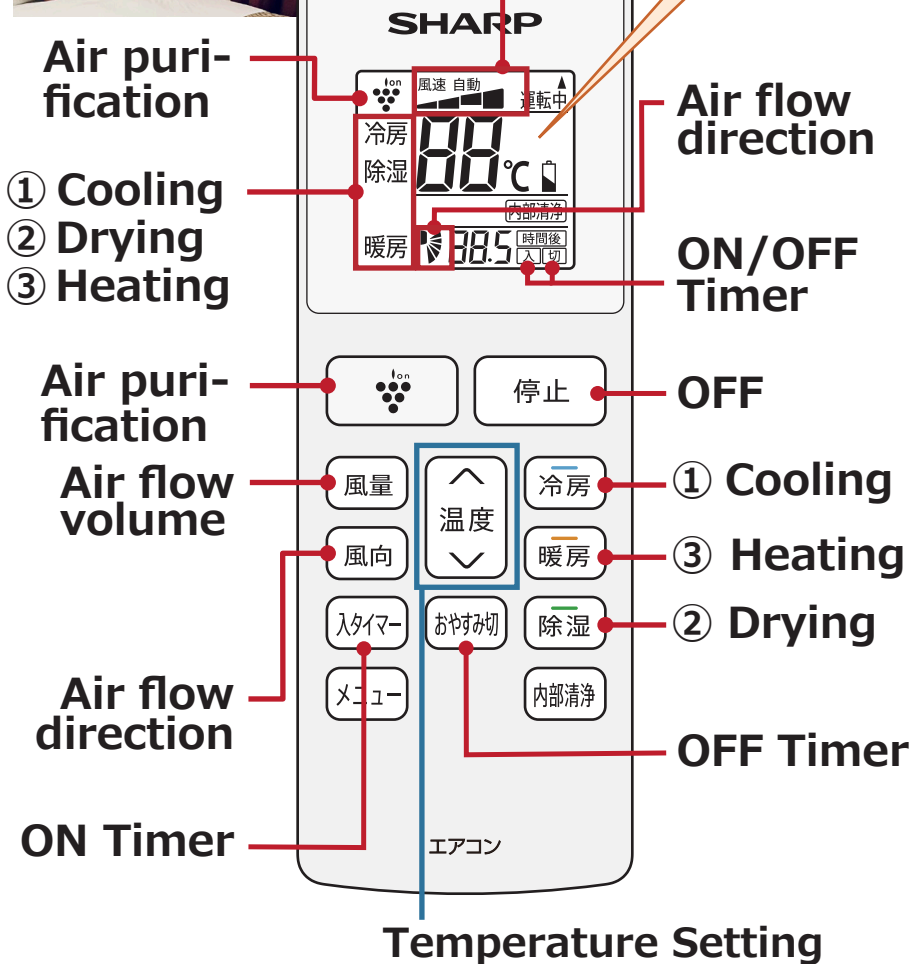


USAGE OF ELECTRICAL APPLIANCES

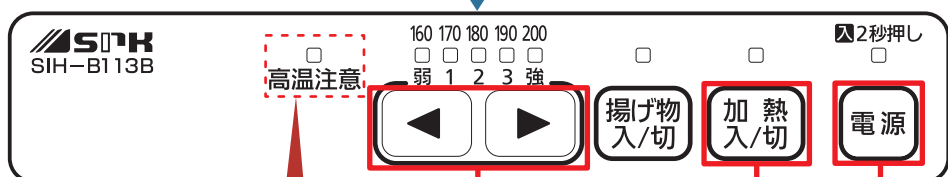
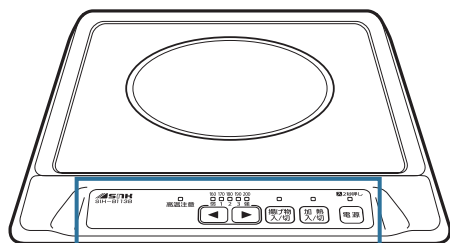
TV



AIR CONDITIONER




INDUCTION HEATING




Low High

Heating
ON / OFF

POWER  ON (press 2 sec.) / OFF

 When the light is on, please be careful as the cooker is very hot.

HOW TO USE

- 1 Please put the cookware on the heating area before turning on the Induction Cooker.
 - 2 Once you turn on the cooker, turn on the heating to adjust the heat temperature to: High or Low
-  Please make sure to turn on the fan in the kitchen when cooking. Cooking without the fan may cause the fire alarm to go off.

INTERCOM



Unlock the entrance door

Talk

Finish

MICROWAVE / OVEN / TOASTER

How to use the MICROWAVE:

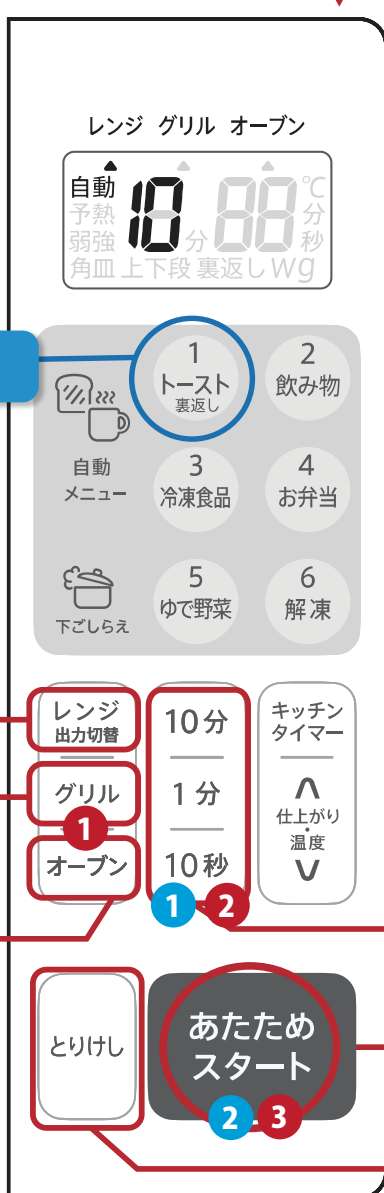
- 1 Choose the amount of time by pressing the time buttons. (Ex. 2 minutes = Press the 1 min. button 2 times)
- 2 Press the WARM START button to start heating. Press CANCEL to stop early.

You can choose the matching button to heat these items.

Heating time is automatic.

- 1: Toast / 2: Drink / 3: Frozen food /
4: Bento Box / 5: Steamed vegetables /
6: For frozen items

! Please do not use the black square plate when microwaving.
温めの際には、黒い角皿は使用しないでください。



You can toast!

Change power level (watts)

TOASTER-GRILL

OVEN

10 min.

1min.

10sec.

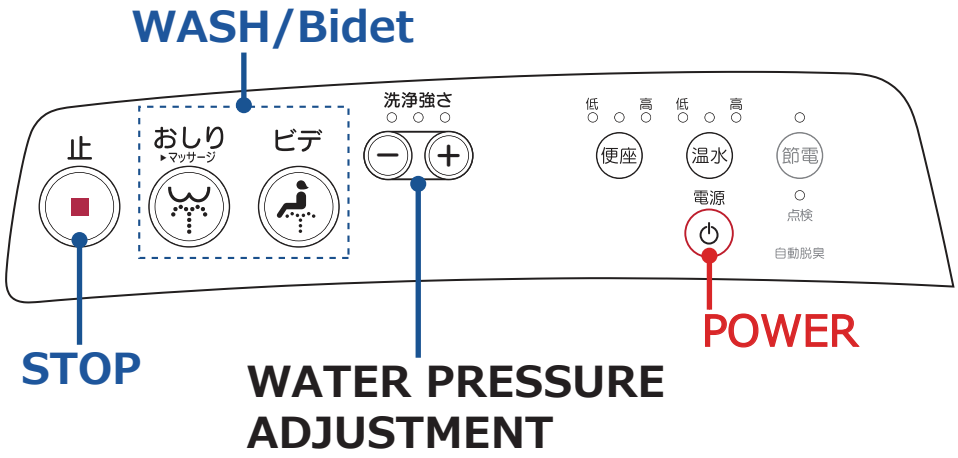
Warm Start

Cancel

How to use the GRILL or OVEN:

- 1 Choose the TOASTER-GRILL or OVEN button.
- 2 Set the time. (Ex. 30 minutes = Press the 10 min. button 3 times)
- 3 PRESS WARM START button to start heating. Press CANCEL to stop early.

RESTROOM



おしり

ムーブ入/切

Washing the rear.

ビデ

ムーブ入/切

Bidet

OSCILLATING

- If you press the button again during use, the wand moves back and forth so that you can wash your rear thoroughly.

⚠ Please do not flush too much toilet paper. It can cause the toilet to clog or break.

If necessary, please flush more than once during use. Do not flush anything other than the toilet paper provided.

⚠ 一度に大量の紙を流すと詰まりや故障の原因となります。数回に分けてお流しください。

BATHROOM DRYER

OFF

24-hour ventilation

※Long press : Full stop

タイマー残時間: 0.5 1 2 3 4 6 8 10

タイマー設定 (Timer setting) 停止 (Stop) リセット (Reset) 24時間換気 (24-hour ventilation)

風量 (Air flow volume) 弱 (Low) 強 (High)

乾燥 (Dry) 暖房 (Heat) 涼風 (Cool air) 換気 (Ventilation)

強/弱 (High/Low) 強/弱 (High/Low) 強/弱 (High/Low) 強/弱 (High/Low)

特定保守製品 設計標準使用期間:10年 特定製造事業者等名:高産工業株式会社
問合せ連絡先:フリーダイヤル 0120-775-191
※製造年月、製造番号、点検期間については本体に記載
24時間換気は、主宅の全館換気として使用する場合は停止させないでください。

換気乾燥暖房機 KC-SHA BF-231SHA

Dry

High/Low

Heat

High/Low

Cool air

High/Low

Ventilation

High/Low